

# March Homework

Matches all consonant and short vowel sounds to appropriate letters

## Activity for the Week: Sorting picture cards by beginning letter sound

### Materials:

- Picture Cards
- Sorting Mat

### Directions:

1. Help your child say the word on each picture card.
2. Have your child color each picture card.
3. Have your child cut apart the picture cards along the lines.
4. Help your child say the letters Kk and Ww on the sorting mat.
5. Help your child say the sound of the letters Kk and Ww.
6. Have your child lay all picture cards on a table, so the pictures can be seen.
7. Have your child pick a picture card and say the word on the picture card.
8. Have your child place the picture card on the appropriate side of the sorting mat according to the beginning sound of the picture.
9. Continue directions #6-7 until all cards have been sorted.

### Extension #1:

1. Have your child find other pictures of words in magazines or Sunday newspaper ads beginning with the letters Kk and Ww.
2. If these items are not available, have your child draw pictures of words beginning with the letters Kk and Ww.
3. Have your child sort the cards using the sorting mat.



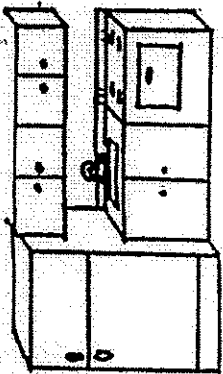
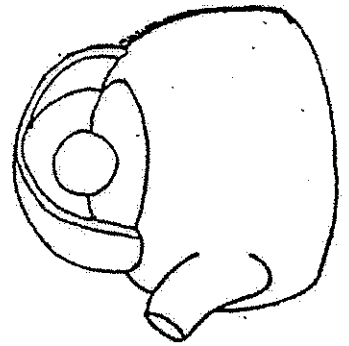
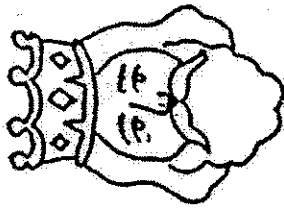

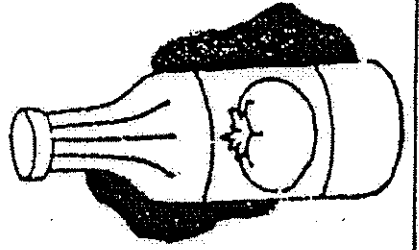


### Extension #2:

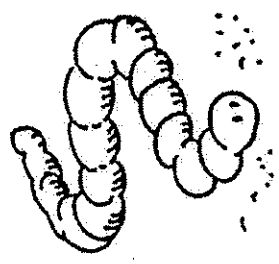

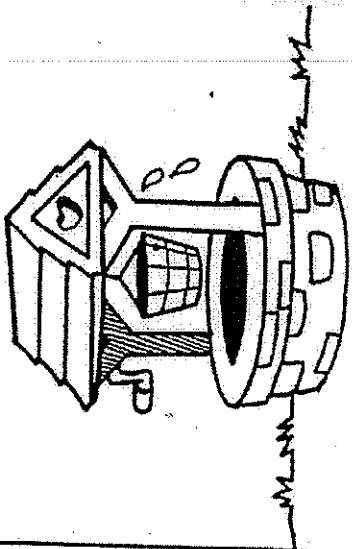

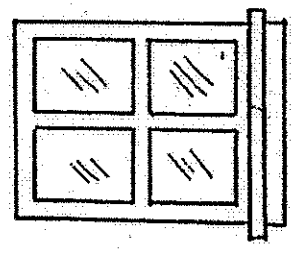


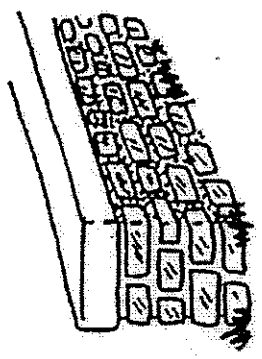
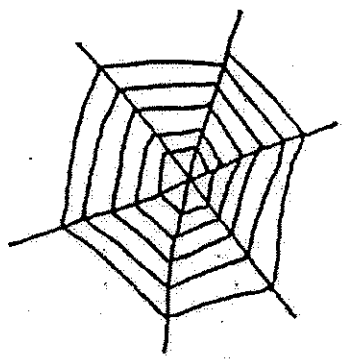
1. Have your child find items in your house beginning with the letters Kk and Ww.

- Picture Words for Kk are: kitchen, kick, kangaroo, kite, king, kitten, key, kettle, ketchup
- Picture Words for Ww are: well, wing, web, watch, window, wall, worm, wagon, watermelon

**KKK**

**WWW**





# Feb./ March Homework

Matches all consonant and short vowel sounds to appropriate letters

## Activity for the Week: Sorting picture cards by beginning letter sound

### Materials:

- Picture Cards
- Sorting Mat

### Directions:

1. Help your child say the word on each picture card.
2. Have your child color each picture card.
3. Have your child cut apart the picture cards along the lines.
4. Help your child say the letters Kk and Ww on the sorting mat.
5. Help your child say the sound of the letters Kk and Ww.
6. Have your child lay all picture cards on a table, so the pictures can be seen.
7. Have your child pick a picture card and say the word on the picture card.
8. Have your child place the picture card on the appropriate side of the sorting mat according to the beginning sound of the picture.
9. Continue directions #6-7 until all cards have been sorted.

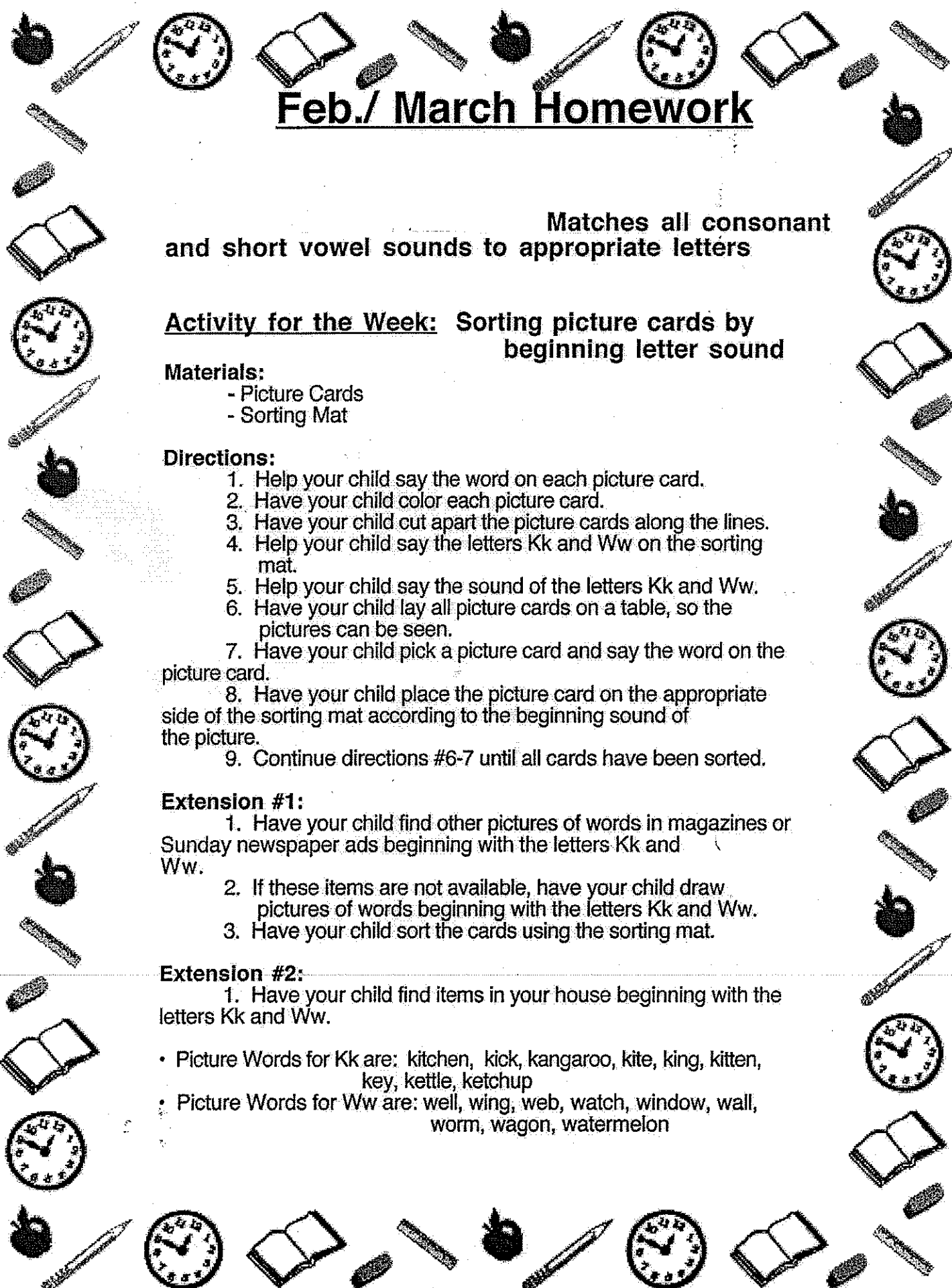
### Extension #1:

1. Have your child find other pictures of words in magazines or Sunday newspaper ads beginning with the letters Kk and Ww.
2. If these items are not available, have your child draw pictures of words beginning with the letters Kk and Ww.
3. Have your child sort the cards using the sorting mat.

### Extension #2:



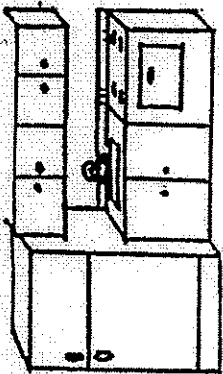
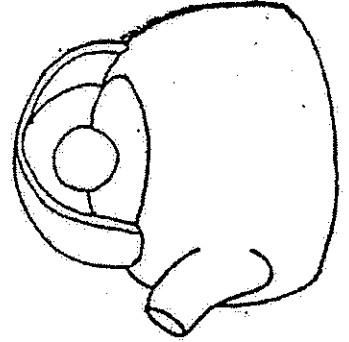
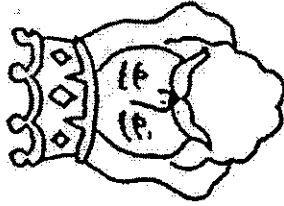

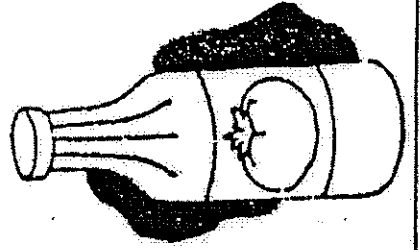


1. Have your child find items in your house beginning with the letters Kk and Ww.

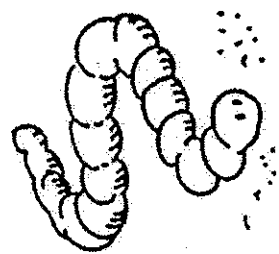
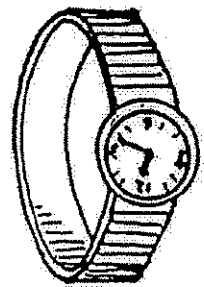

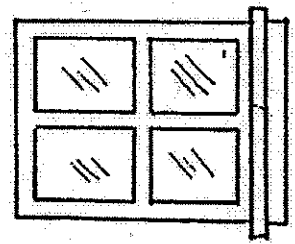


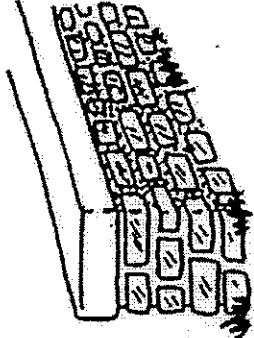
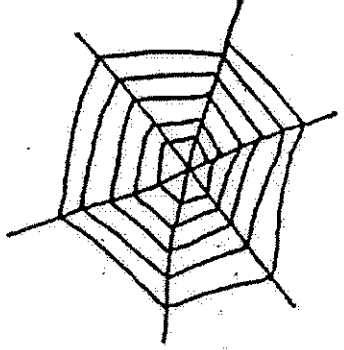
- Picture Words for Kk are: kitchen, kick, kangaroo, kite, king, kitten, key, kettle, ketchup
- Picture Words for Ww are: well, wing, web, watch, window, wall, worm, wagon, watermelon



**KK**

**WW**







# March Homework

Matches all  
consonant and short vowel sounds to  
appropriate letters

## Activity for the Week: Sorting picture cards by beginning letter sound

### Materials:

- Picture Cards
- Sorting Mat

### Directions:

1. Help your child say the word on each picture card.
2. Have your child color each picture card.
3. Have your child cut apart the picture cards along the lines.
4. Help your child say the letters Jj and Zz on the sorting mat.
5. Help your child say the sound of the letters Jj and Zz.
6. Have your child lay all picture cards on a table, so the pictures can be seen.
7. Have your child pick a picture card and say the word on the picture card.
8. Have your child place the picture card on the appropriate side of the sorting mat according to the beginning sound of the picture.
9. Continue directions #6-7 until all cards have been sorted.

### Extension #1:

1. Have your child find other pictures of words in magazines or Sunday newspaper ads beginning with the letters Jj and Zz.
2. If these items are not available, have your child draw pictures of words beginning with the letters Jj and Zz.
3. Have your child sort the cards using the sorting mat.


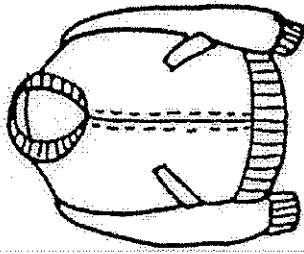
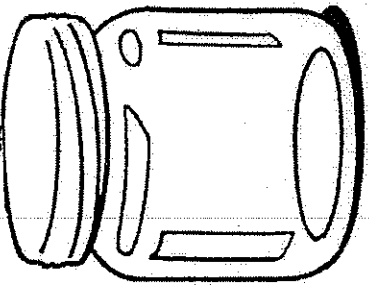

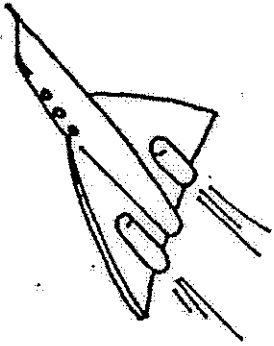


### Extension #2:

1. Have your child find items in your house beginning with the letters Jj and Zz.

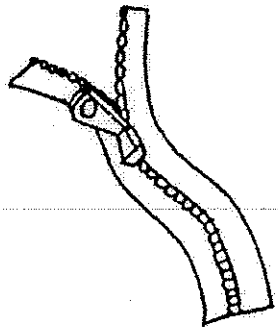


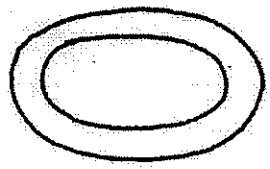




- Picture Words for Jj are: jar, jet, jeep, jacket, jog, jack-in-the-box, jump, jacks, jack-o-lantern
- Picture Words for Zz are: zebra, zero, zoo, zipper, zigzag, zucchini, zip code, Zorro, zoom

Jj

Zz



(20)



Box Company  
1600 Oak  
Taylor, Min.  
57623

A rectangular box containing a postage stamp, an address, and a zip code. An arrow points to the zip code.

# March Homework

**Theme: Beginning Consonant Sounds Dd and Vv**

**Matches all consonant and short vowel sounds to appropriate letters**

**Activity for the Week: Sorting picture cards by beginning letter sound**

**Materials:**

- Picture Cards
- Sorting Mat

**Directions:**

1. Help your child say the word on each picture card.
2. Have your child color each picture card.
3. Have your child cut apart the picture cards along the lines.
4. Help your child say the letters Dd and Vv on the sorting mat.
5. Help your child say the sound of the letters Dd and Vv.
6. Have your child lay all picture cards on a table, so the pictures can be seen.
7. Have your child pick a picture card and say the word on the picture card.
8. Have your child place the picture card on the appropriate side of the sorting mat according to the beginning sound of the picture.
9. Continue directions #6-7 until all cards have been sorted.

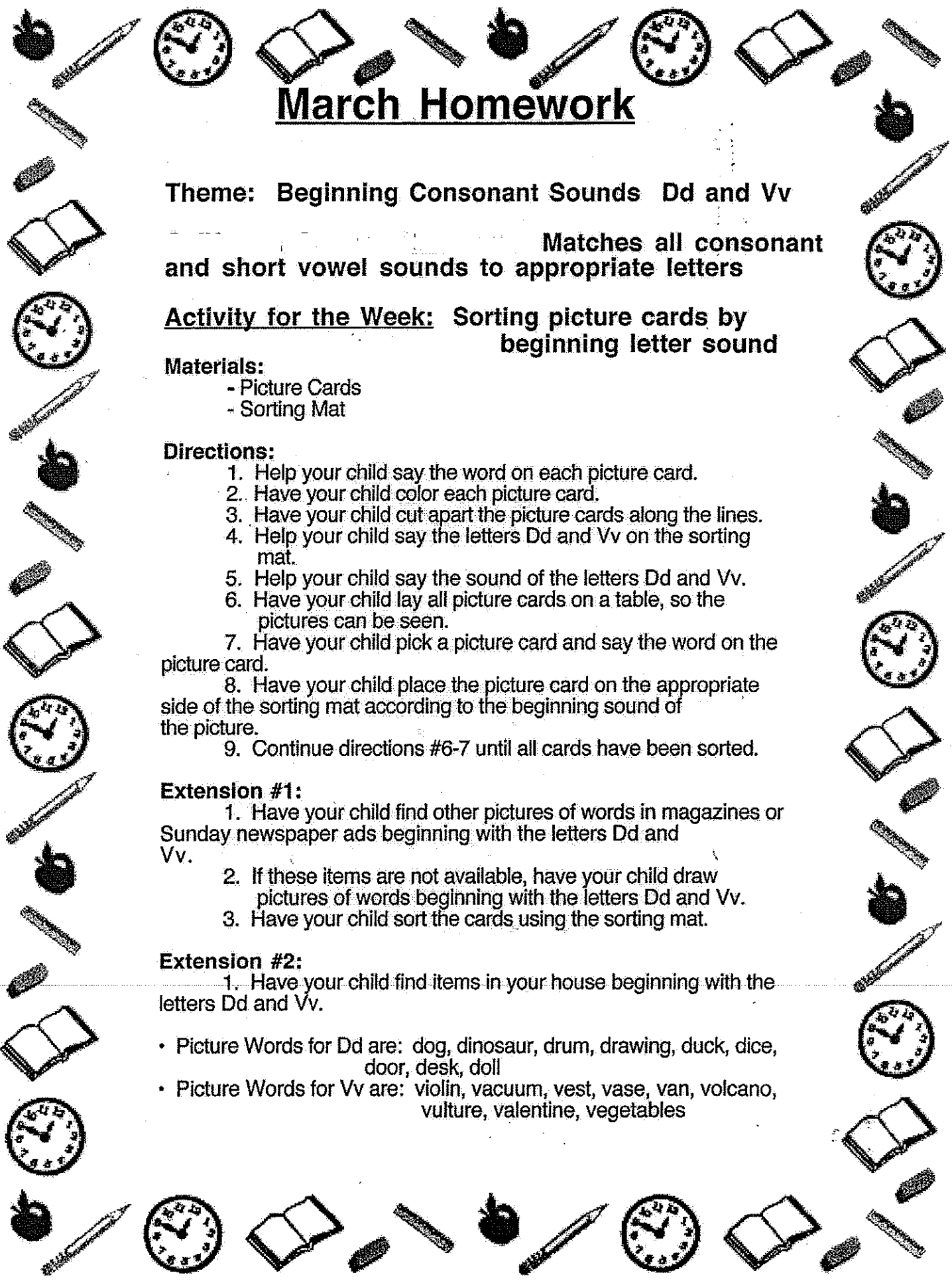
**Extension #1:**

1. Have your child find other pictures of words in magazines or Sunday newspaper ads beginning with the letters Dd and Vv.
2. If these items are not available, have your child draw pictures of words beginning with the letters Dd and Vv.
3. Have your child sort the cards using the sorting mat.

**Extension #2:**

1. Have your child find items in your house beginning with the letters Dd and Vv.



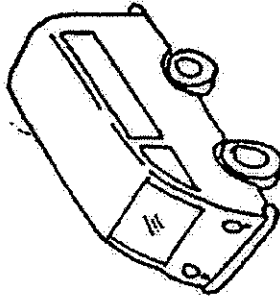
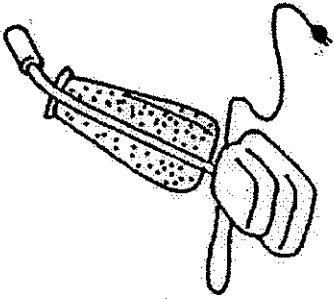

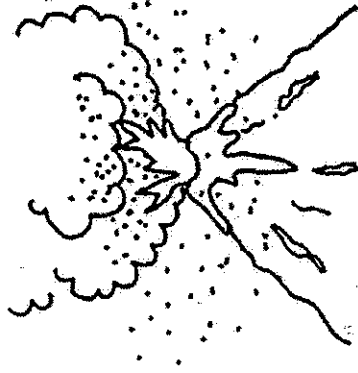
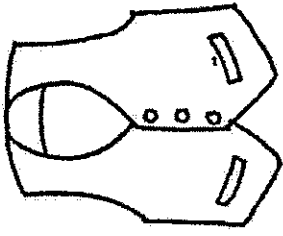
- Picture Words for Dd are: dog, dinosaur, drum, drawing, duck, dice, door, desk, doll
- Picture Words for Vv are: violin, vacuum, vest, vase, van, volcano, vulture, valentine, vegetables

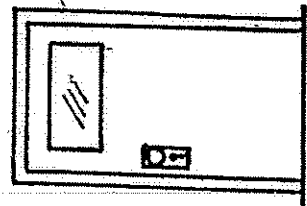
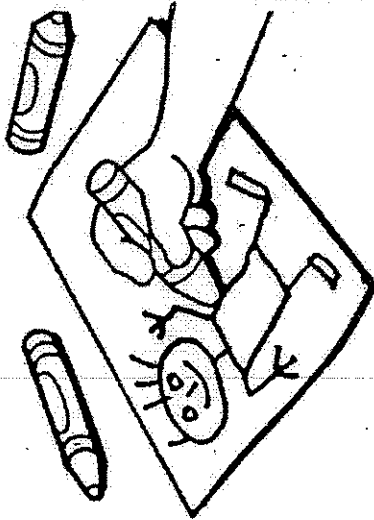



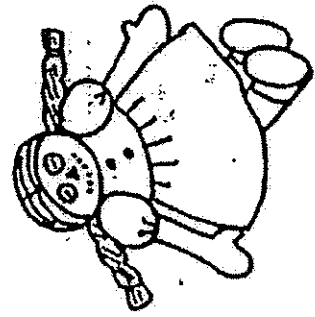

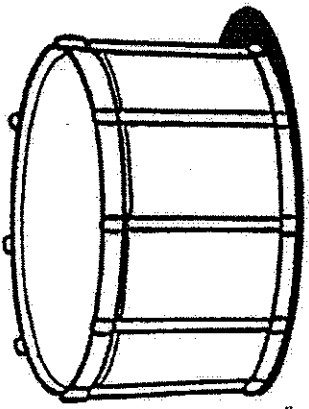


(3A)

VV

Dd







# March Homework

Matches all consonant and short vowel sounds to appropriate letters

## Activity for the Week: Sorting picture cards by beginning letter sound

### Materials:

- Picture Cards
- Sorting Mat

### Directions:

1. Help your child say the word on each picture card.
2. Have your child color each picture card.
3. Have your child cut apart the picture cards along the lines.
4. Help your child say the letters Gg and Cc on the sorting mat.
5. Help your child say the sound of the letters Gg and Cc.
6. Have your child lay all picture cards on a table, so the pictures can be seen.
7. Have your child pick a picture card and say the word on the picture card.
8. Have your child place the picture card on the appropriate side of the sorting mat according to the beginning sound of the picture.
9. Continue directions #6-7 until all cards have been sorted.

### Extension #1:

1. Have your child find other pictures of words in magazines or Sunday newspaper ads beginning with the letters Gg and Cc.
2. If these items are not available, have your child draw pictures of words beginning with the letters Gg and Cc.
3. Have your child sort the cards using the sorting mat.

### Extension #2:

1. Have your child find items in your house beginning with the letters Gg and Cc.

- Picture Words for Gg are: goat, game, ghost, gum, gate, gas, girl, glue, gift
- Picture Words for Cc are: cup, cook, car, coat, caterpillar, candy, corn, cake, cat

4A

Sorting Mat

Gg

Cc

